

Contact Information  
and Performance Indi..

Quick Facts and School  
Highlights



# RSU 40/MSAD 40: Medomak Valley High School 2018-2019

District ID: 765 | School ID: 770 | Grades: 09-12 | Superintendent: Stephen Nolan | Principal: Linda Pease



## Address and Contact Information



320 Manktown Road  
Waldoboro, ME 04572  
(207) 832-5380  
NCESID: 231155000483

School is not identified  
for support

## Total Students

May Student Count  
**545**

## Schools in District

**7**

## Total Teachers (FTE)

**42.8**

## Per Pupil Spending

October Student Count  
**\$14,022**  
Statewide Average: \$13,851  
District Average: \$14,556

## Performance Indicators

Maine's accountability system provides a broad picture of public education throughout Maine and highlights those schools that need additional support. Maine has selected five measures of school accountability, called indicators. These indicators include: Chronic Absenteeism, Academic Progress, Progress in English Language Proficiency for English Learners, Academic Achievement, and Graduation Rate. Medomak Valley High School's progress for each indicator is reported on the following four levels: Emerging, Developing, Meeting, and Excelling.

■ Emerging ■ Developing ■ Meeting ■ Excelling

Chronic Absenteeism



Schoolwide  
**Emerging**

Academic Achievement  
English Language Arts



HS  
**Emerging**

Academic Achievement  
Mathematics



HS  
**Emerging**

Graduation Rate (Four Years)



HS  
**Developing**

Graduation Rate (Five/Six Years)



HS  
**Developing**

View information on performance indicators: [https://www.maine.gov/doe/Testing\\_Accountability/ESSA](https://www.maine.gov/doe/Testing_Accountability/ESSA)

To get a deeper understanding of the data presented here, contact RSU 40/MSAD 40, Medomak Valley High School: [linda\\_pease@msad40.org](mailto:linda_pease@msad40.org) or (207) 832-5380



# RSU 40/MSAD 40: Medomak Valley High School 2018-2019

District ID: 765 | School ID: 770 | Grades: 09-12 | Superintendent: Stephen Nolan | Principal: Linda Pease



## Student Population

Female

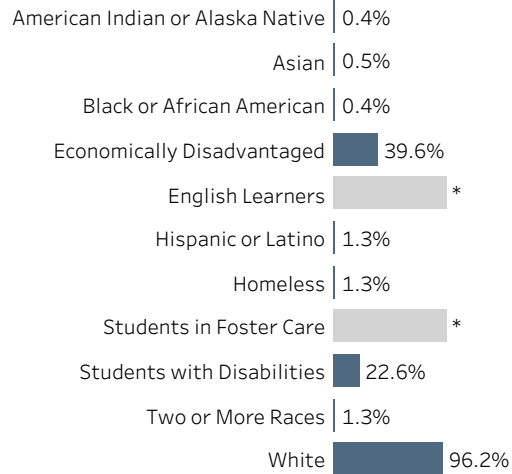


44.0%

Male



56.0%




Chronic  
Absenteeism



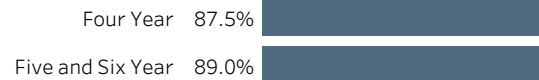
33.5%

## Academic Performance

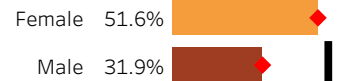
◀ Below or Well Below Expectations | At or Above Expectations ▶



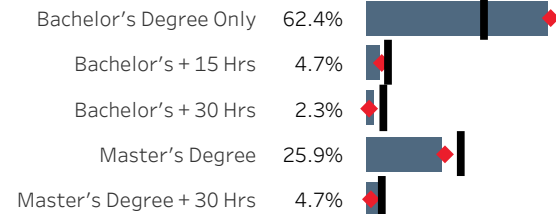
## High School Graduation Rates



## Postsecondary Enrollment



## Teachers: Highest Degree Earned



District Average ◆

Statewide Average ▬

## School Highlights



### Academic Offerings

Advanced Placement, Dual Enrollment, Honors, College and Technical College Preparatory, Special Education, Online Opportunities, Sending School to the Mid-Coast School of Technology, Jobs for Maine's Graduates, Upward Bound, Intervention Period, Graduation Standards aligned to Redefining Ready!

### School Safety and Climate

Initiatives involve Social and Emotional Learning, Adverse Childhood Experiences (ACEs), Multi-Tiered Behavior Framework, Mindfulness in Education, National Alliance of Mental Illness, School-Based Health Center; Drop-Out Prevention, Food Bank and Clothing Closet, School Resource Officer.

### Sports

Golf, Cross Country, Soccer, Football, Cheering, Basketball, Wrestling, Baseball, Softball, Tennis, Track and Unified Basketball; Independent opportunities in Swimming and Indoor Track. Intramural Sports. Numerous Sportsmanship Recognitions, KVAC, and Regional Championships.

### Other Programs and Activities

Concert, Jazz, and Pep Bands, Chorus, Musical, One Act, Dessert Theater; Gay/Straight Alliance, Yearbook, Math Team, Big Brothers/Sisters, National Honor Society, Student Council, Peer Service Group; Clubs: Chess, Debate, Diversity, Environmental Art, Foreign Language, Outdoor, Ski.