



RSU 40/MSAD 40: All Schools 2017-2018

District ID: 765 | Superintendent: Stephen Nolan



Address and Contact Information

PO Box 701
 Union, ME 04862
 (207) 278-2277
 NCESID: 2311550
<http://www.msad40.org>

Total Students in District

 1,796

Schools in District

 7

Total Teachers in District (FTE)

 156.7

Per Pupil Spending

 \$14,312
 Statewide Average: \$14,125

Performance Indicators

Maine’s accountability system provides a broad picture of public education throughout Maine and highlights those schools that need additional support. Maine has selected five measures of school accountability, called indicators. These indicators include: Chronic Absenteeism, Academic Progress, Progress in English Language Proficiency for English Learners, Academic Achievement, and Graduation Rate. RSU 40/MSAD 40’s progress for each indicator is reported on the following four levels: Emerging, Developing, Meeting, and Excelling.

Performance Indicators will be determined after federal approval of Maine’s accountability model under ESSA

 View information on performance indicators: https://www.maine.gov/doe/Testing_Accountability/ESSA

 To get a deeper understanding of the data presented here, contact RSU 40/MSAD 40, All Schools: steve_nolan@msad40.org or (207) 278-2277





RSU 40/MSAD 40: All Schools 2017-2018

District ID: 765 | Superintendent: Stephen Nolan



Student Population

Female

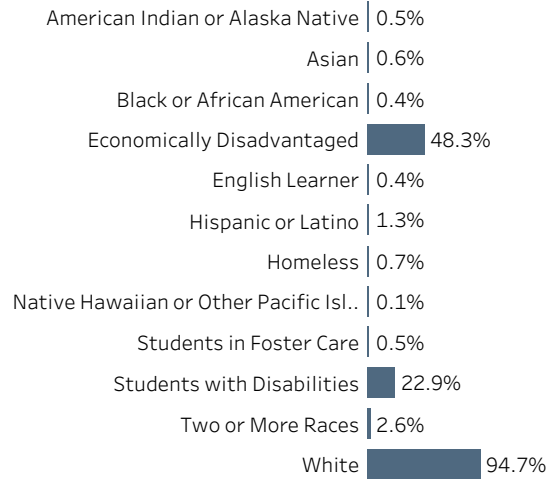


46.2%

Male



53.8%




Chronic
Absenteeism



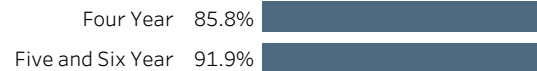
21.9%

Academic Performance

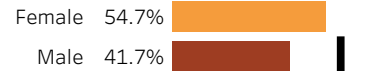
◀ Below or Well Below Expectations | At or Above Expectations ▶



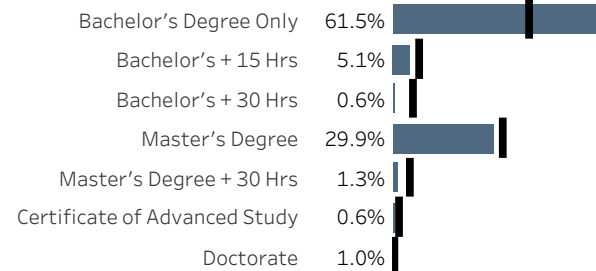
High School Graduation Rates



Postsecondary Enrollment



Teachers: Highest Degree Earned



Statewide Average

Schools in District

