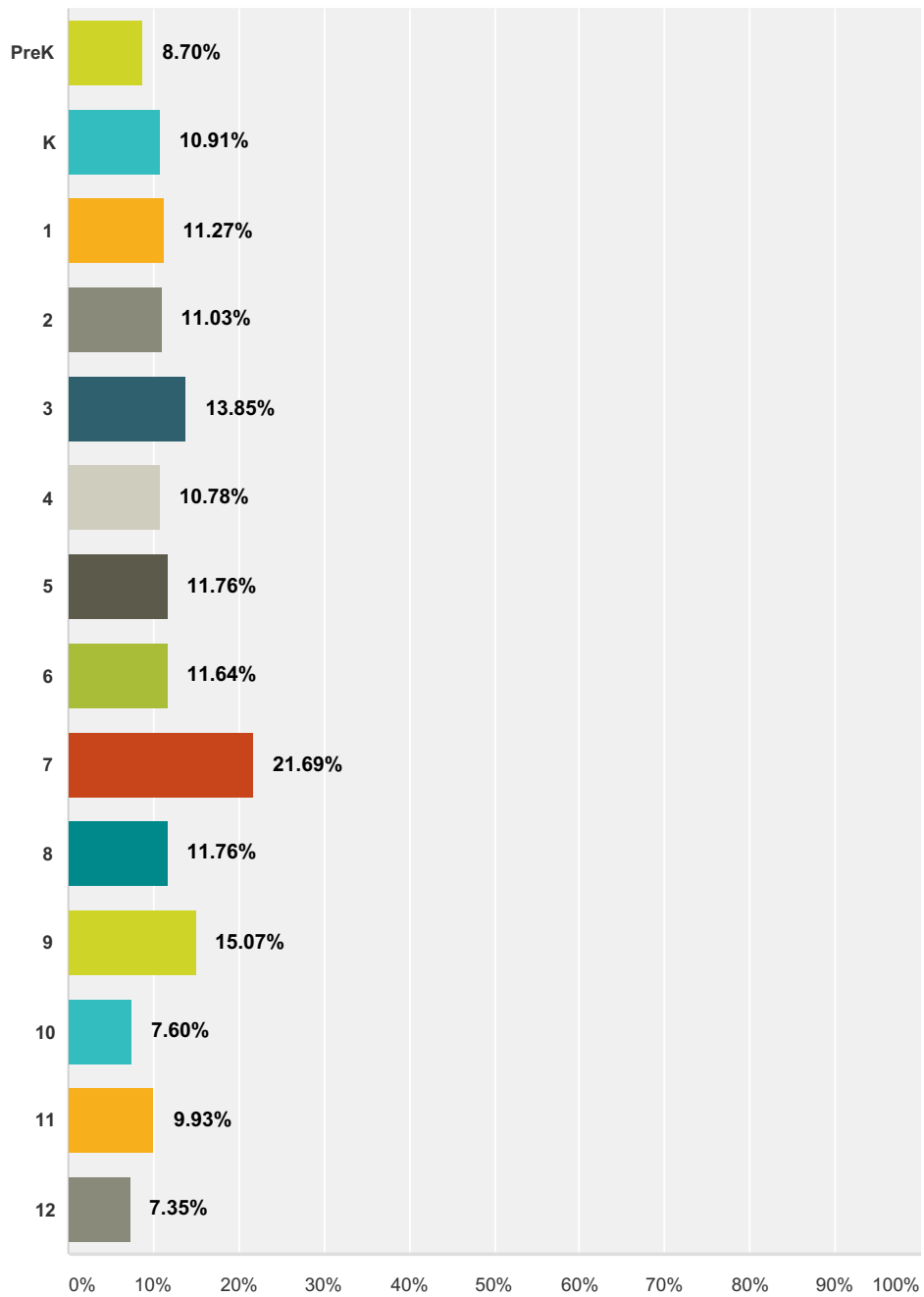


**Q1 In what grade(s) are your students?
Please check all that apply.**

Answered: 816 Skipped: 0



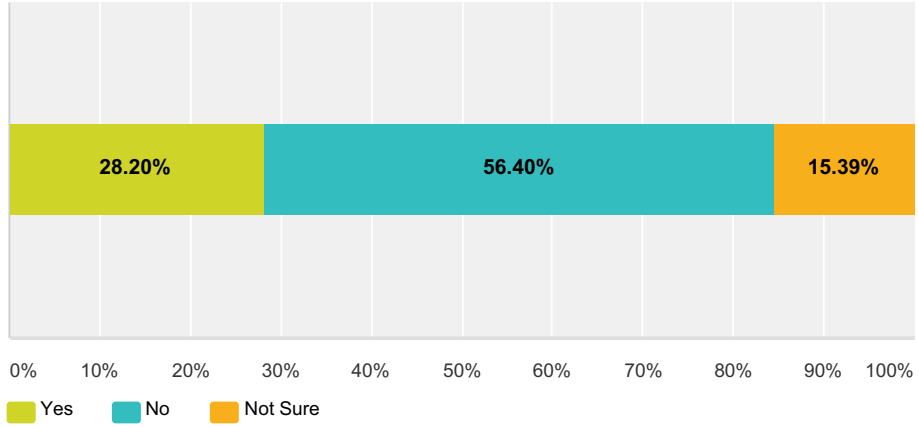
Answer Choices	Responses	
PreK	8.70%	71
K	10.91%	89
1	11.27%	92
2	11.03%	90

RSU 40 Start School Later - Family Survey

3	13.85%	113
4	10.78%	88
5	11.76%	96
6	11.64%	95
7	21.69%	177
8	11.76%	96
9	15.07%	123
10	7.60%	62
11	9.93%	81
12	7.35%	60
Total Respondents: 816		

Q2 Do you agree that the adolescent sleep cycle is mismatched to our current middle/high school start time?

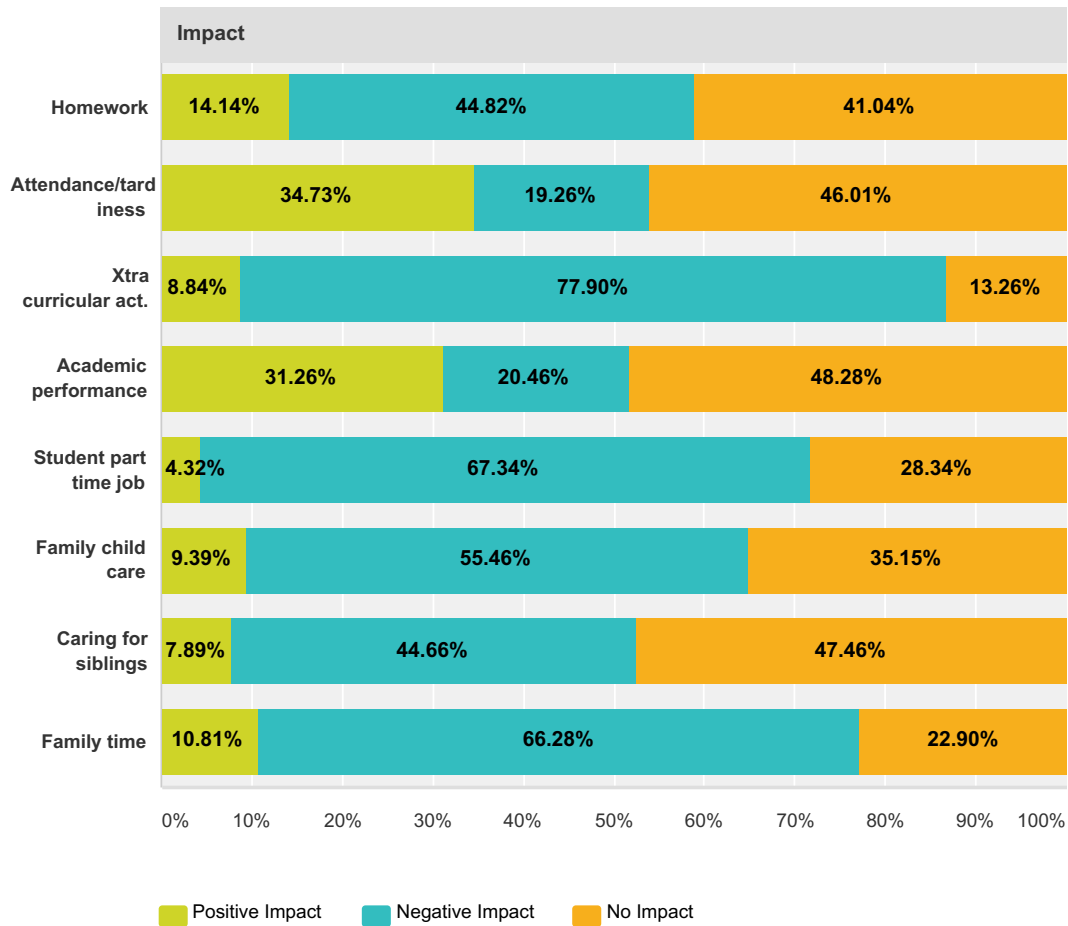
Answered: 812 Skipped: 4



Answer Choices	Responses	Count
Yes	28.20%	229
No	56.40%	458
Not Sure	15.39%	125
Total		812

Q3 Rank the following areas affected by later school start times accomplished by all schools starting later.

Answered: 797 Skipped: 19



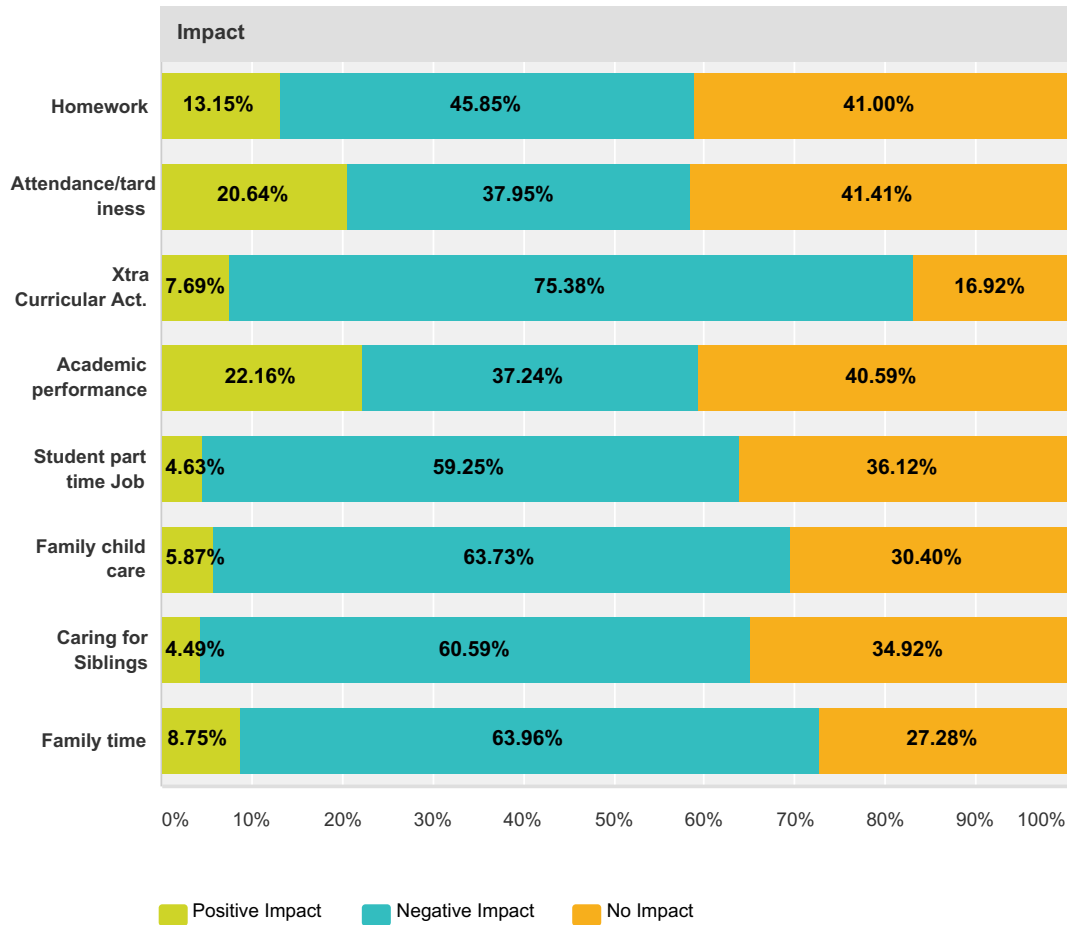
Impact	Positive Impact	Negative Impact	No Impact	Total
Homework	14.14% 112	44.82% 355	41.04% 325	792
Attendance/tardiness	34.73% 274	19.26% 152	46.01% 363	789
Xtra curricular act.	8.84% 70	77.90% 617	13.26% 105	792
Academic performance	31.26% 246	20.46% 161	48.28% 380	787
Student part time job	4.32% 34	67.34% 530	28.34% 223	787
Family child care	9.39% 74	55.46% 437	35.15% 277	788
Caring for siblings	7.89% 62	44.66% 351	47.46% 373	786

RSU 40 Start School Later - Family Survey

Family time	10.81% 85	66.28% 521	22.90% 180	786
-------------	---------------------	----------------------	----------------------	-----

Q4 Rank the following areas affected by later school start times accomplished by "flipping" the elementary and middle/high school schedules.

Answered: 790 Skipped: 26



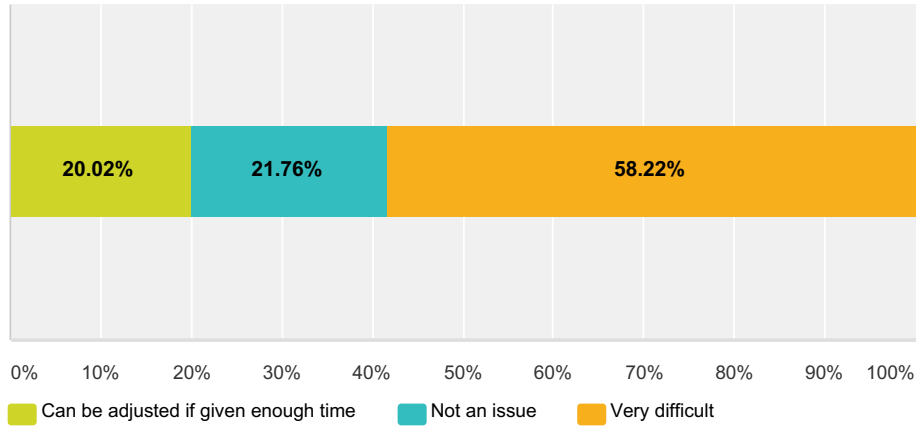
Impact	Positive Impact	Negative Impact	No Impact	Total
Homework	13.15% 103	45.85% 359	41.00% 321	783
Attendance/tardiness	20.64% 161	37.95% 296	41.41% 323	780
Xtra Curricular Act.	7.69% 60	75.38% 588	16.92% 132	780
Academic performance	22.16% 172	37.24% 289	40.59% 315	776
Student part time Job	4.63% 36	59.25% 461	36.12% 281	778
Family child care	5.87% 46	63.73% 499	30.40% 238	783

RSU 40 Start School Later - Family Survey

Caring for Siblings	4.49% 35	60.59% 472	34.92% 272	779
Family time	8.75% 68	63.96% 497	27.28% 212	777

Q5 How difficult would it be for you to make one of the suggested schedule changes to accommodate a later start time?

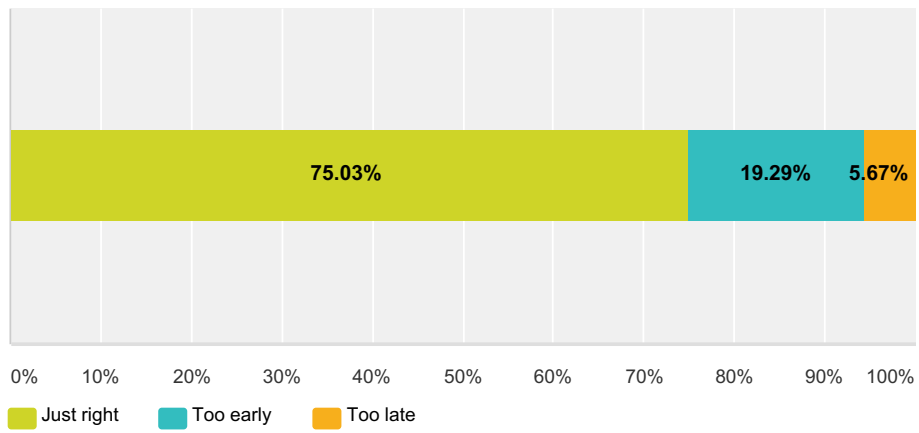
Answered: 809 Skipped: 7



Answer Choices	Responses	
Can be adjusted if given enough time	20.02%	162
Not an issue	21.76%	176
Very difficult	58.22%	471
Total		809

Q6 How do you feel the current bus time fits your family's lifestyle?

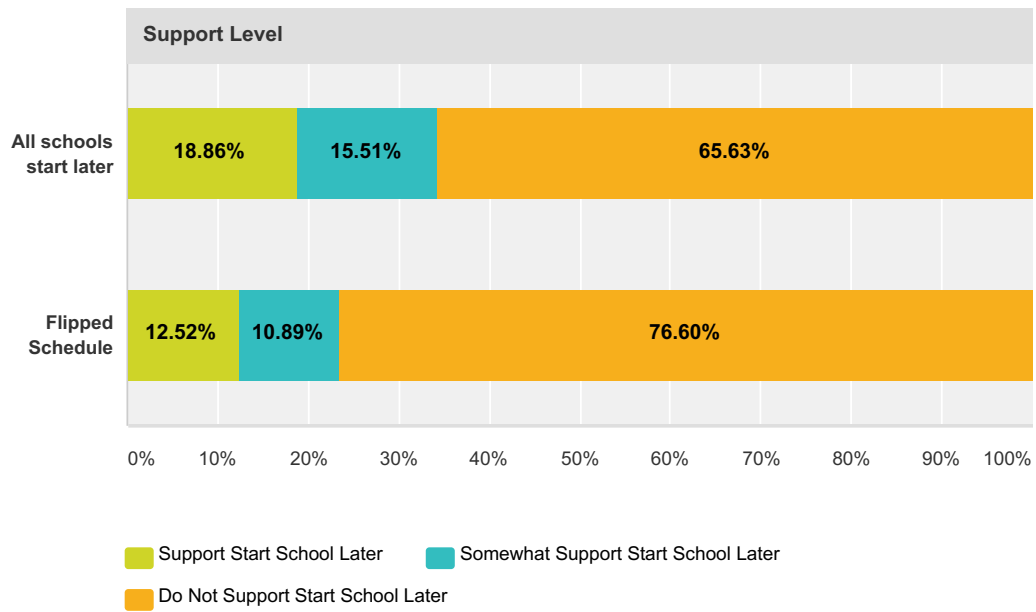
Answered: 793 Skipped: 23



Answer Choices	Responses	Count
Just right	75.03%	595
Too early	19.29%	153
Too late	5.67%	45
Total		793

Q7 Please rank your level of support for the later start times options.

Answered: 811 Skipped: 5



Support Level				
	Support Start School Later	Somewhat Support Start School Later	Do Not Support Start School Later	Total
All schools start later	18.86% 152	15.51% 125	65.63% 529	806
Flipped Schedule	12.52% 100	10.89% 87	76.60% 612	799